

# DB522/530/540/500

### DESCRIPTION

Dutair blowers for pressure and vacuum are compact machines consisting of an electric motor with a built-on pump housing. The rotational speed of the impeller creates a high compression of the internal air, resulting in a vacuum at the inlet and pressure at the outlet of the blower.

This process works without any contact, thus eliminating wear and the need for lubrication.

### FEATURES

- compressor and vacuum pump in a single unit
- robust
- oil-free
- low noise levels
- low vibration levels
- maintenance free
- vertical mounting with in- / outlet pointing upwards possible
- integrated silencers
- many different applications

### BENEFITS

- high motor efficiency and excellent power factor yield lower electrical consumption
- accurate performance curves in a frequency range of 30 to 80 Hz make Dutair blowers suitable for applications with a wide operating area
- detailed sound level data for acoustic purposes
- Dutair blower motors are fitted with PTC thermistors as standard
- a variety of modifications possible for non-standard applications



**DB530**



**DB500**

### GENERAL TECHNICAL DATA

		DB522		DB530		DB540		DB500
		50 Hz	60 Hz	50 Hz	60 Hz	50 Hz	60 Hz	bare shaft
Power <sup>①</sup>	kW	2.2	2.6	3.0	3.6	4.0	4.6	max. 4.6
Voltage Δ / Y <sup>②</sup>	V	230/400	265/460	230/400	265/460	230/400	265/460	-
Current Δ / Y	A	7.8/4.5	7.6/4.4	9.9/5.7	10.0/5.8	13.3/7.7	12.6/7.3	-
Revolutions	/min	2920	3495	2890	3500	2910	3520	1750...4500
Protection class <sup>③</sup>		IP55	IP55	IP55	IP55	IP55	IP55	-
PTC Thermistors <sup>④</sup>	°C	150	150	150	150	150	150	-
Efficiency class <sup>⑤</sup>		IE3	IE3	IE3	IE3	IE3	IE3	-
Efficiency <sup>⑥</sup>	%	87.0	86.5	87.5	89.0	88.5	89.8	-
Power factor	%	85.0	89.0	87.2	87.2	88.8	88.4	-
Sound pressure <sup>⑦</sup>	dB(A)	71.2	72.6	73.9	76.0	74.2	73.9	-
Weight	kg	32	32	34	34	38	38	21

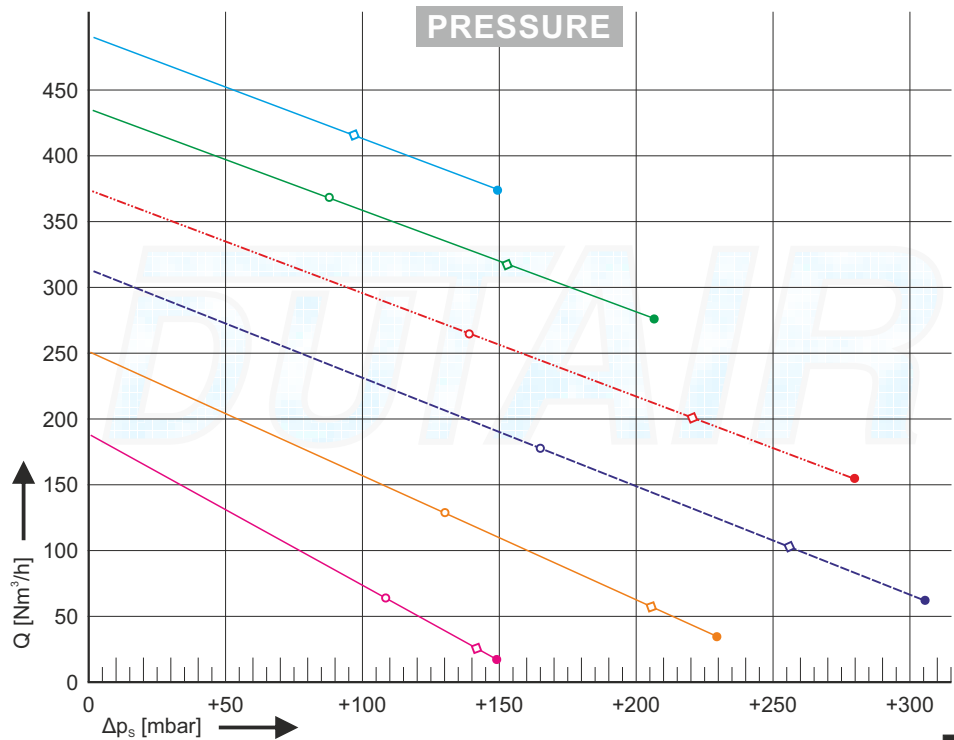
<sup>①</sup>see notes on page 8

## DB522/530/540/500

### PERFORMANCE

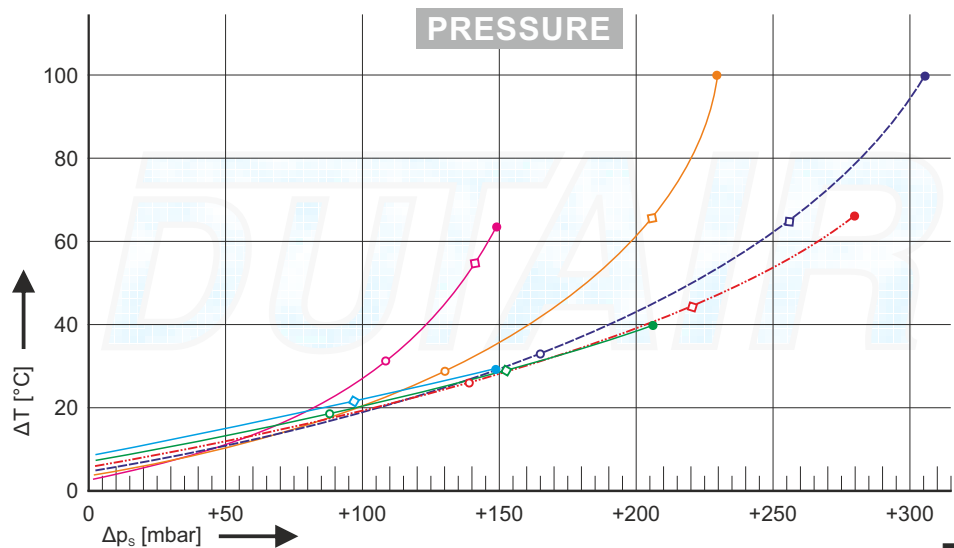
Static pressure difference between in- and outlet  $\Delta p_s$  against airflow  $Q$  at an ambient condition of 1013 mbar and 20 °C. All duty points on characteristics curves are in thermal equilibrium<sup>®</sup>. Flow is rated in Nm<sup>3</sup>/h defined as air, 1013 mbar and 0 °C. Tolerance +/-3%. See notes on page 8.

- max  $\Delta p_s$  DB522
- ◇ max  $\Delta p_s$  DB530
- max  $\Delta p_s$  DB540
- 80 Hz 400 V <sup>Ⓢ</sup><sup>Ⓣ</sup>
- 70 Hz 400 V <sup>Ⓢ</sup>
- · - · 60 Hz 400 V <sup>Ⓢ</sup>
- - - - 50 Hz 400 V
- 40 Hz 320 V <sup>Ⓢ</sup>
- 30 Hz 240 V <sup>Ⓢ</sup>



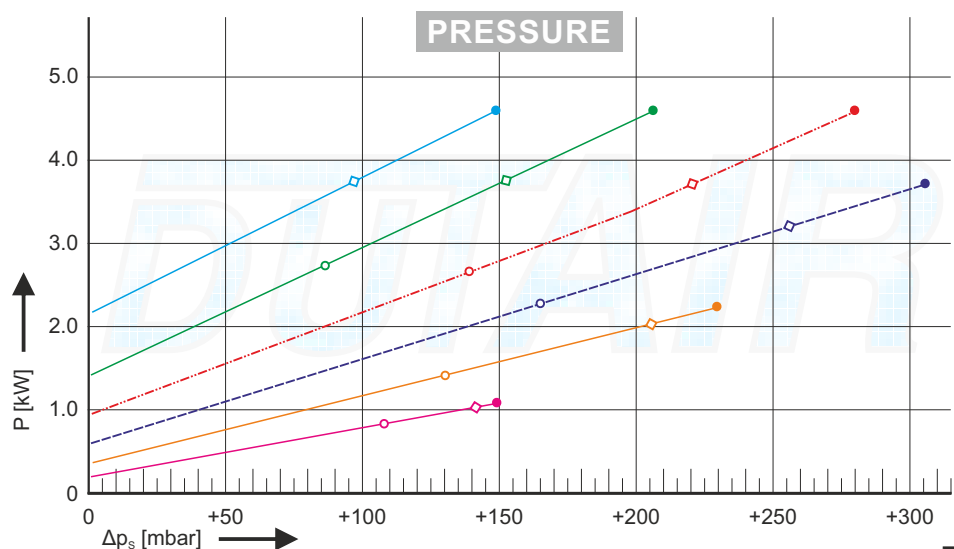
### TEMPERATURE RISE

Temperature rise  $\Delta T$  measured directly at in- and outlet. Ambient condition of 1013 mbar and 20 °C. All duty points on characteristics curves are in thermal equilibrium<sup>®</sup>. Tolerance +/-5 °C.



### POWER

Motor power  $P$  delivered at impeller shaft. Ambient condition of 1013 mbar and 20 °C. All duty points on characteristics curves are in thermal equilibrium<sup>®</sup>. Tolerance +/-5%. Accurate data on current consumption for specific duty points available on request.

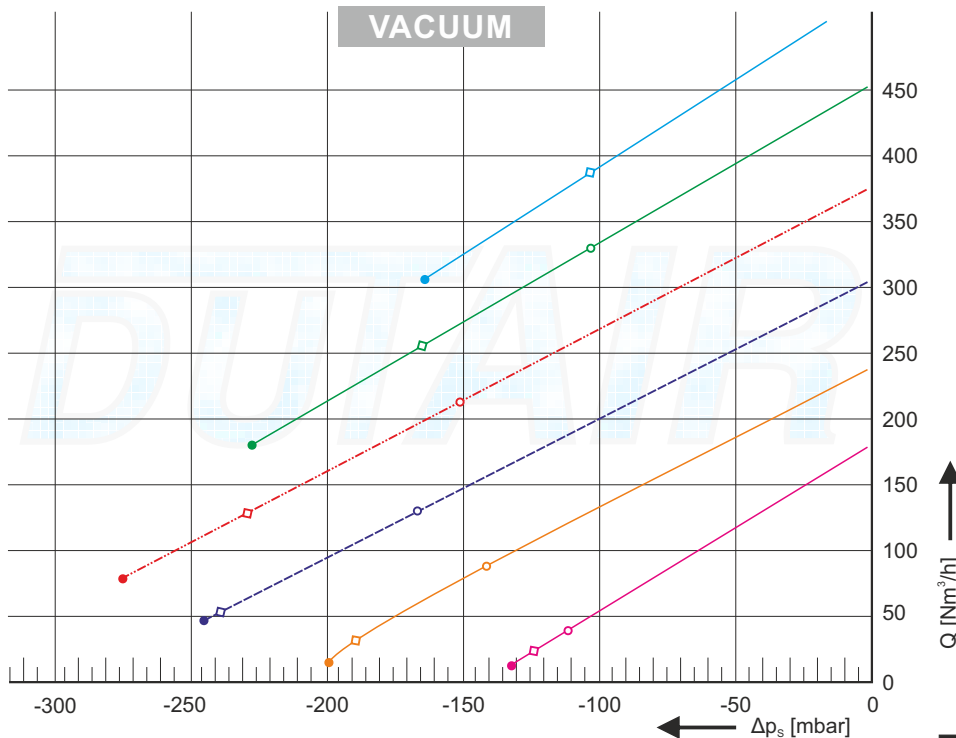


## DB522/530/540/500

### PERFORMANCE

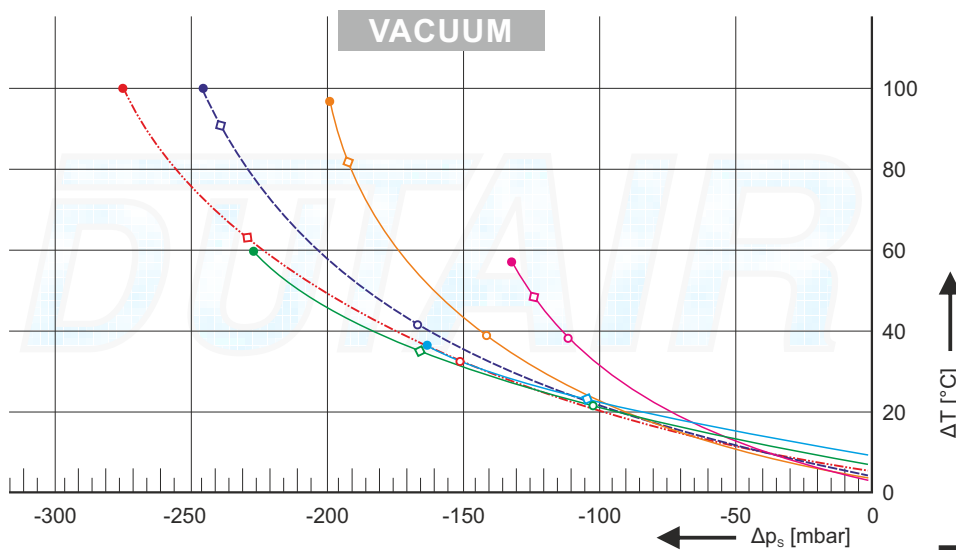
Static pressure difference between in- and outlet  $\Delta p_s$  against airflow  $Q$  at an ambient condition of 1013 mbar and 20 °C. All duty points on characteristics curves are in thermal equilibrium<sup>®</sup>. Flow is rated in Nm<sup>3</sup>/h defined as air, 1013 mbar and 0 °C. Tolerance +/-3%. See notes on page 8.

- max  $\Delta p_s$  DB522
- ◇ max  $\Delta p_s$  DB530
- max  $\Delta p_s$  DB540
- 80 Hz 400 V <sup>⑨</sup><sup>⑩</sup>
- 70 Hz 400 V <sup>⑨</sup>
- · - · 60 Hz 400 V <sup>⑨</sup>
- · - · - · 50 Hz 400 V
- 40 Hz 320 V <sup>⑩</sup>
- 30 Hz 240 V <sup>⑩</sup>



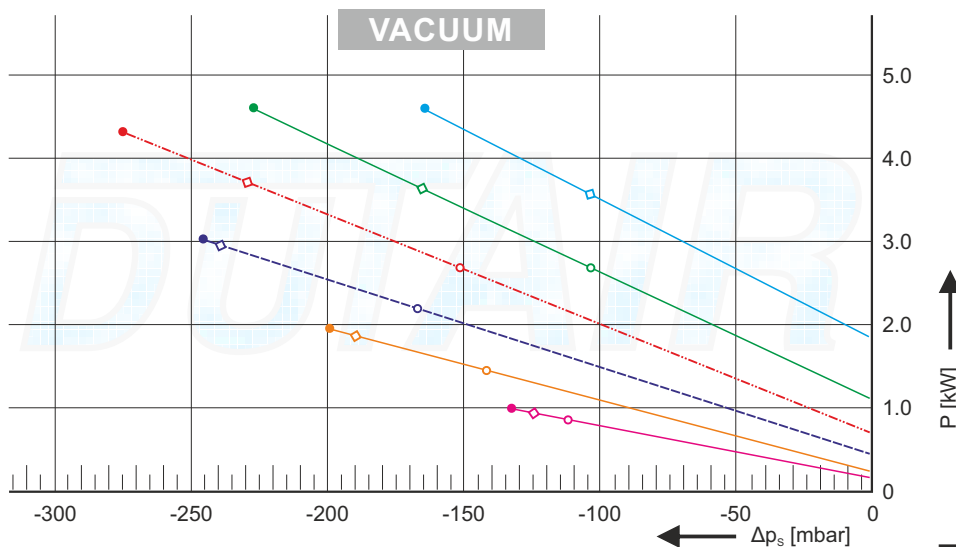
### TEMPERATURE RISE

Temperature rise  $\Delta T$  measured directly at in- and outlet. Ambient condition of 1013 mbar and 20 °C. All duty points on characteristics curves are in thermal equilibrium<sup>®</sup>. Tolerance +/-5 °C.



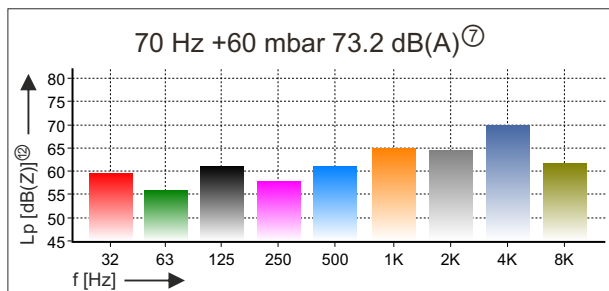
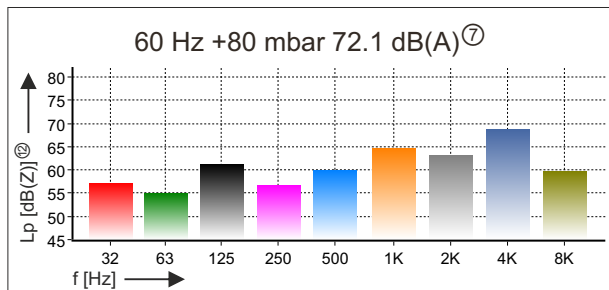
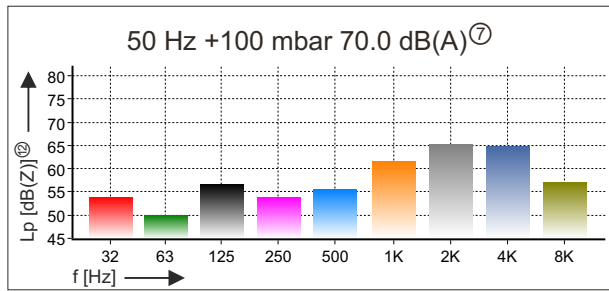
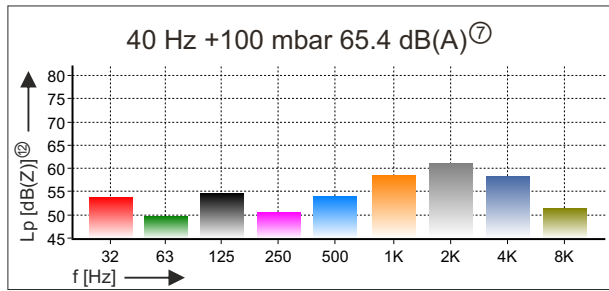
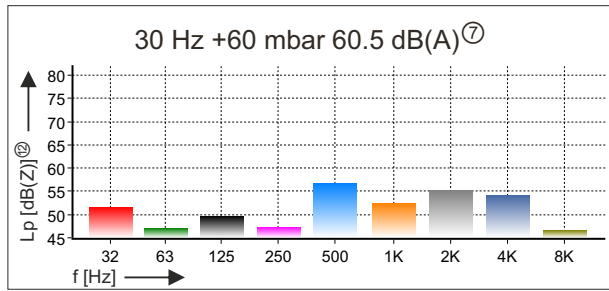
### POWER

Motor power  $P$  delivered at impeller shaft. Ambient condition of 1013 mbar and 20 °C. All duty points on characteristics curves are in thermal equilibrium<sup>®</sup>. Tolerance +/-5%. Accurate data on current consumption for specific duty points available on request.

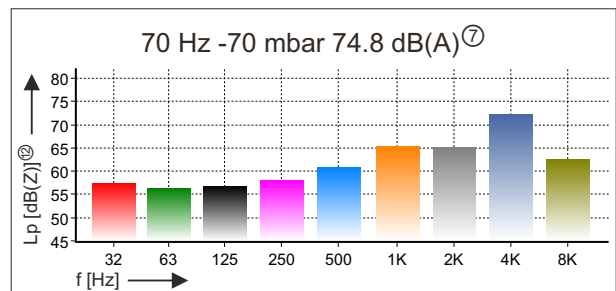
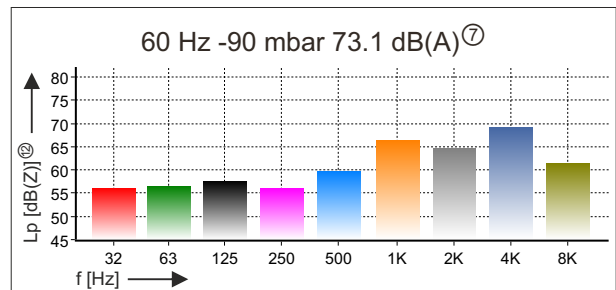
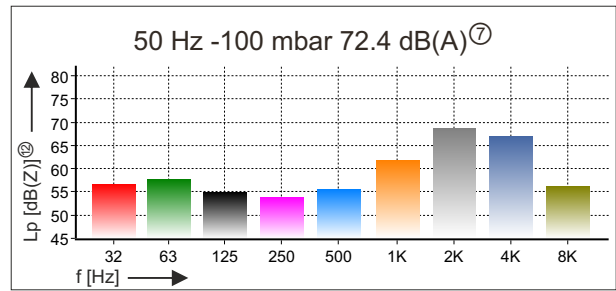
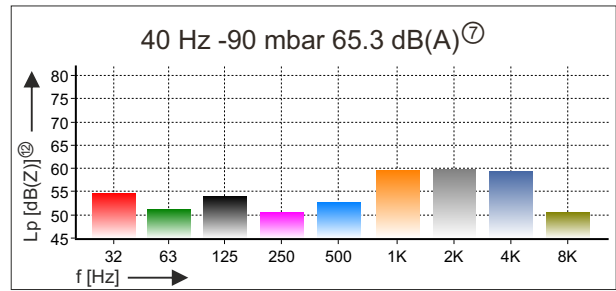
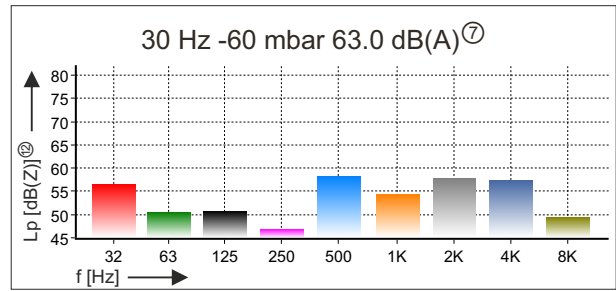


## DB522/530/540/500

### SOUND LEVEL PRESSURE DB522

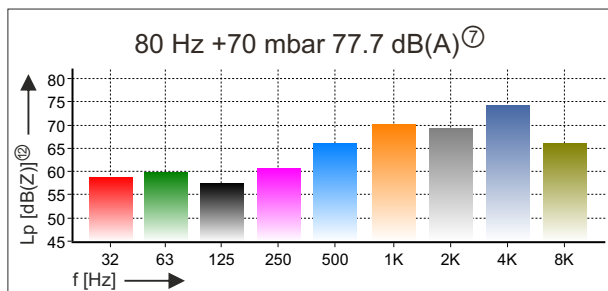
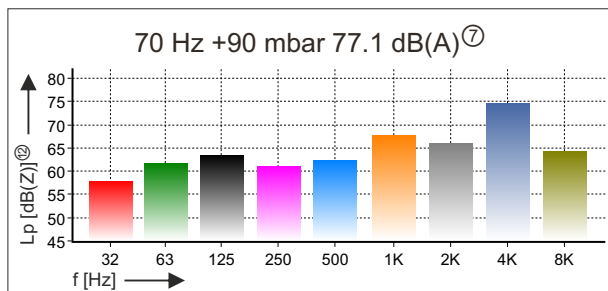
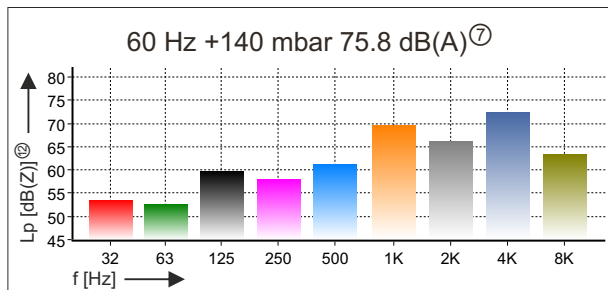
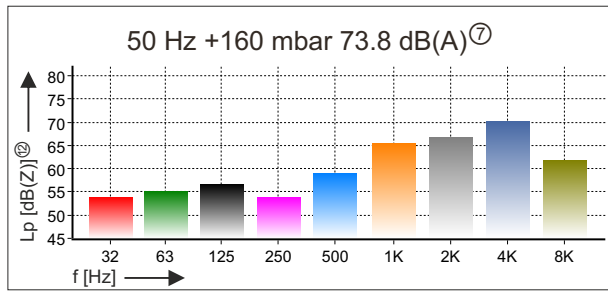
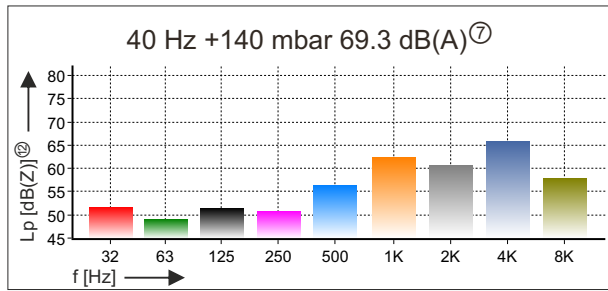
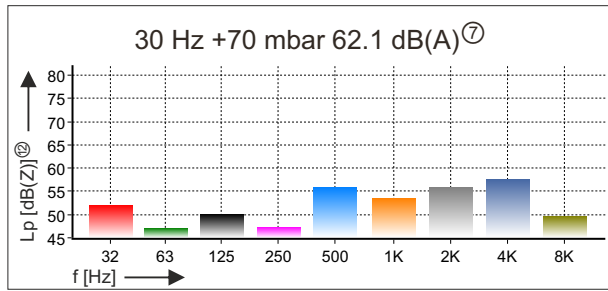


### SOUND LEVEL VACUUM DB522

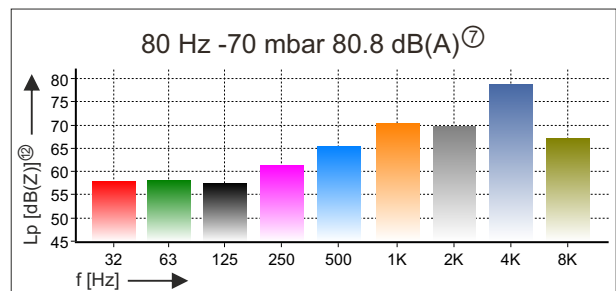
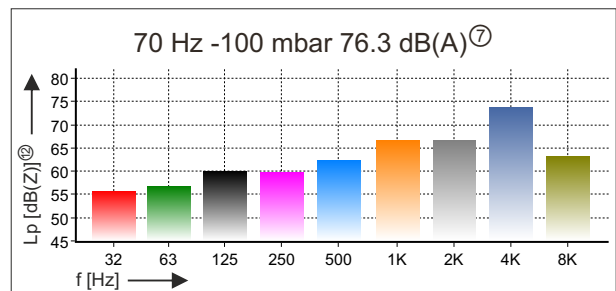
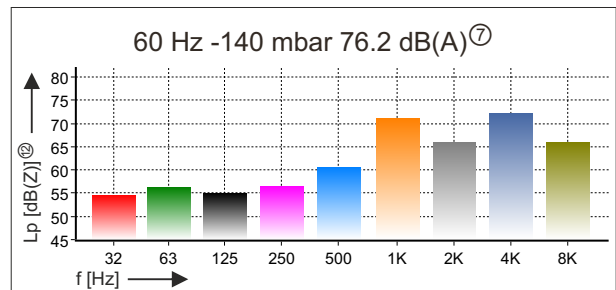
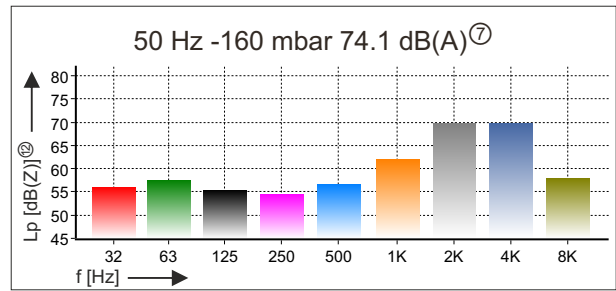
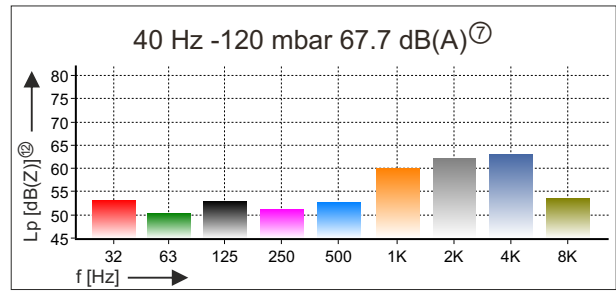
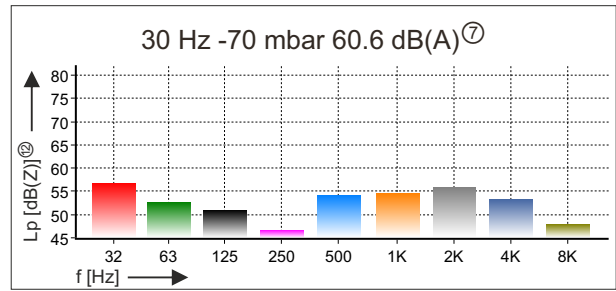


## DB522/530/540/500

### SOUND LEVEL PRESSURE DB530

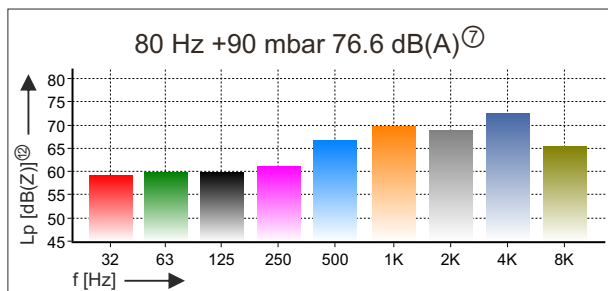
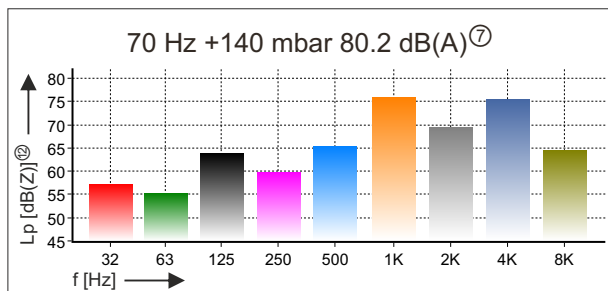
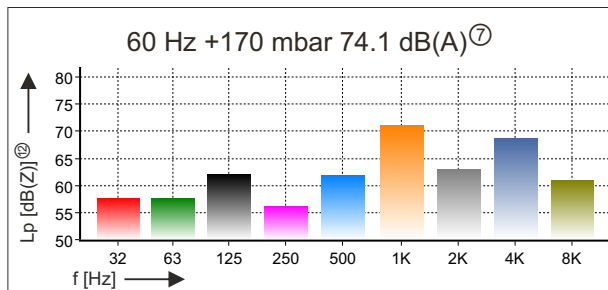
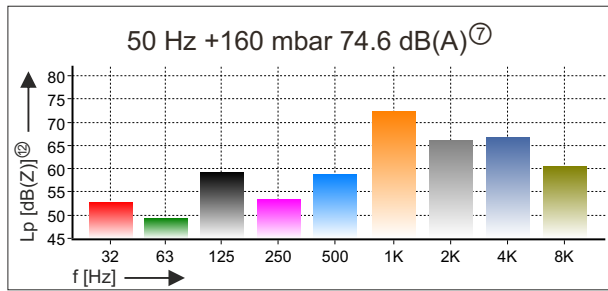
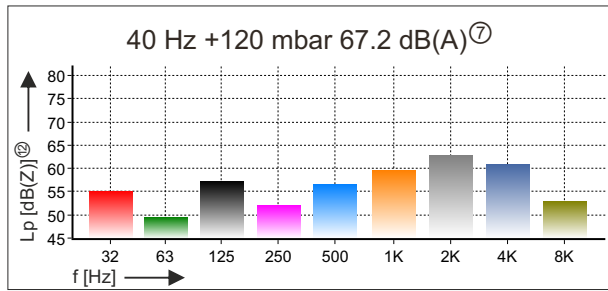
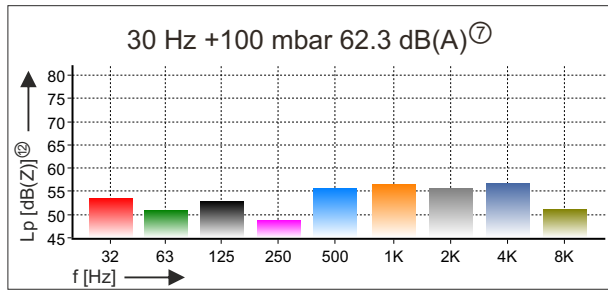


### SOUND LEVEL VACUUM DB530

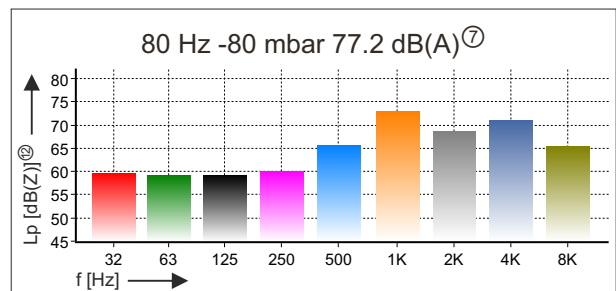
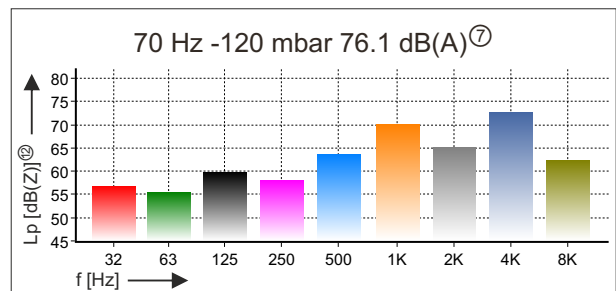
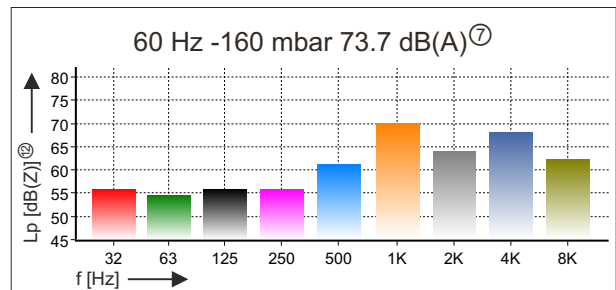
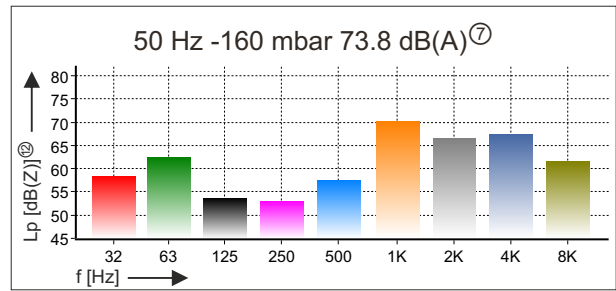
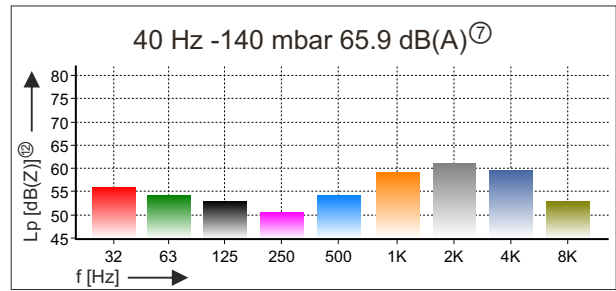
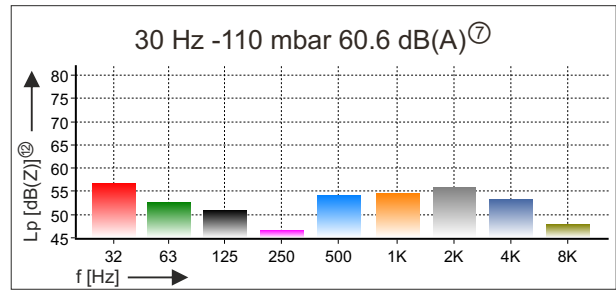


## DB522/530/540/500

### SOUND LEVEL PRESSURE DB540

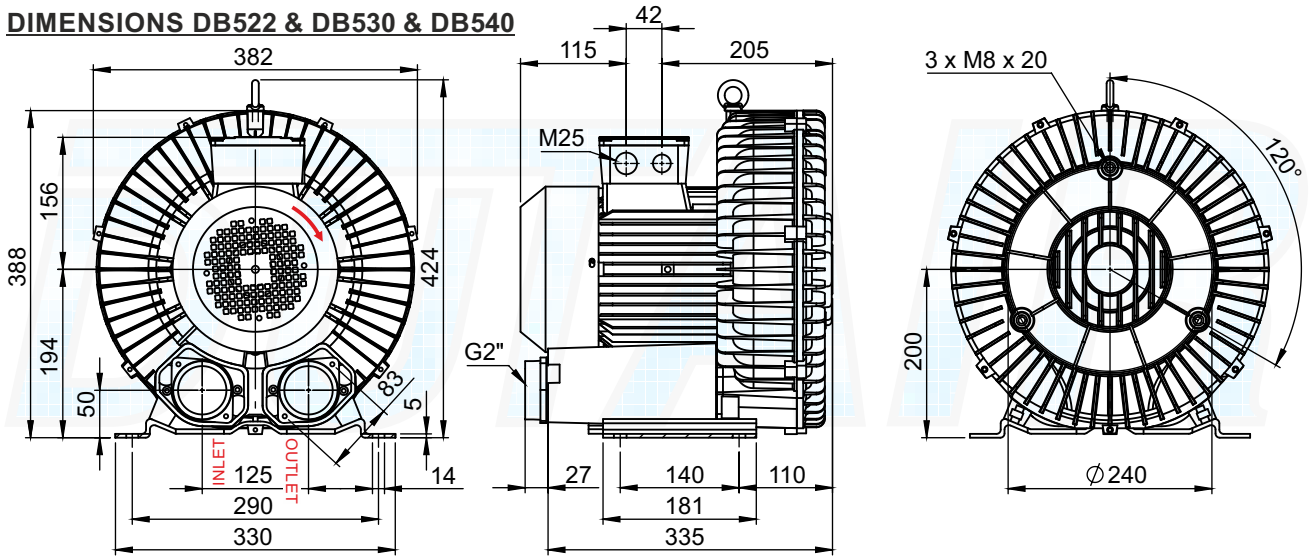


### SOUND LEVEL VACUUM DB540

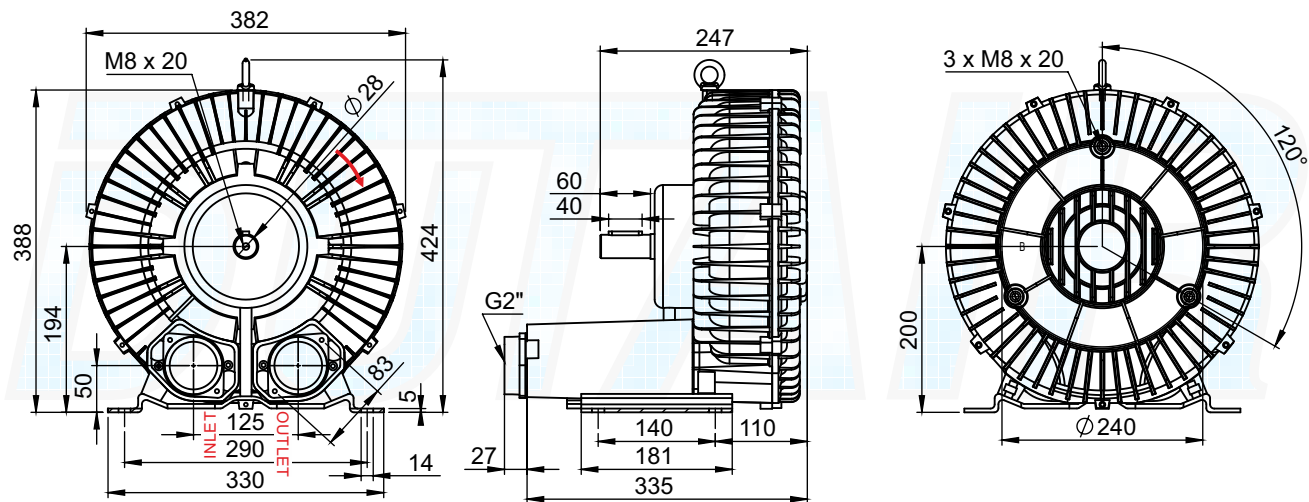


## DB522/530/540/500

### DIMENSIONS DB522 & DB530 & DB540



### DIMENSIONS DB500



- all dimensions in mm except in- and outlet connection
- CAD models available in STEP format
- tolerance +/- 2 mm
- in case of discrepancy between dimensional drawing and CAD model, dimensions in dimensional drawing take precedence

## DB522/530/540/500

### ORDERING INFORMATION

<b>53</b>	<b>DB</b>	<b>S</b>	<b>5</b>	<b>75</b>	<b>U...-..</b>	<b>ss</b>	<b>HT</b>	<b>RS</b>	<b>FE</b>	<b>IP56</b>	<b>Q</b>	<b>G</b>	<b>Ex</b>	<b>C...</b>
51 : single phase / 53: three phase	Dutair Blower	S: Double stage serial blower P: Double stage parallel blower	Blower size	Motor size	Optional special motor voltage e.g. U500-50: 500 V at 50 Hz version	Optional bearing material ss: stainless steel	Optional bearing lubrication <sup>⑭</sup> HT: high temp. / LT: low temp.	Optional bearing material RS: Improved resistance against moisture	Optional seal on motor shaft FE: PTFE seal / Vit: Viton seal	Optional motor protection: IP56 / IP65, for IP56 specific mounting position	Optional Q: anti condensation heating 230 V	Optional G: blower in gas-tight version available for single stage blowers	Optional ATEX non-sparking version ATEX Ex II Cat 3G/3D Ex-na	Optional painting: standard RAL7023 e.g. C7035: RAL7035

### COMMENTS

**WARNING:** Comparing performance data can be misleading. Dutair specifications are based on a thermal equilibrium<sup>®</sup> for all duty points along the characteristics curves in this document. Many commercial based flow characteristics curves defined as m<sup>3</sup>/h air at 20 °C, 1013 mbar(a) and +/-10 % tolerance but can be up to 40 % higher than accurate characteristics curves defined as Nm<sup>3</sup>/h air at 0 °C, 1013 mbar(a), thermal equilibrium<sup>®</sup> duty points and +/-3 % tolerance as specified in this Dutair document.

The performance measurements are executed with instruments calibrated by DNV KEMA and are traceable to primary and/or internationally accepted measurement standards.

- ① Maximum shaft power allowed at continuous operation.  
Rated output electric motor in accordance with NEN-EN-IEC 60034-1.
- ② Rated voltage for three phase triangle and star connection. Allowed supply voltage tolerance 5 %.  
Consult your Dutair dealer for different supply voltages.
- ③ Protection class in accordance with NEN-EN-IEC 60034-5.
- ④ 3 pieces PTC thermistors connected in series fitted in each motor phase.
- ⑤ Efficiency classification in accordance with NEN-EN-IEC 60034-30.
- ⑥ Efficiency rated at 100% motor load.
- ⑦ Free field equivalent continuous sound pressure level A-weighted L<sub>eq</sub>[dB(A)].  
Unless specified L<sub>eq</sub>[dB(A)] rated at 50 % of maximum pressure at 50 Hz. Tolerance +/- 2 dB(A).  
Conditions as note ⑬.
- ⑧ Thermal equilibrium is the state reached when the temperature rises of several parts of the machine as well as the temperature rise between in- and outlet do not vary by more than a gradient of 2°C per hour.
- ⑨ Operation at 400 V within range of 60 to 80 Hz: 110 % of rated current at 50 Hz is allowed for 60 Hz power rating.
- ⑩ Characteristics for DB530 & DB540 only.
- ⑪ Maximum performance at 30 & 40 Hz is limited by temperature rise as well as current. At 30 Hz 60 % and at 40 Hz 80 % of nominal motor current.
- ⑫ Free field class 1 octave band measurements in accordance with IEC 61260 unweighted L<sub>p</sub>[dB(Z)].  
Tolerance +/- 5 dB(Z). Conditions as note ⑬.
- ⑬ Measurements at 1 m distance with in- and outlet duct connected to the blower on a reflective surface.  
Class 1 sound level meter Delta Ohm HD2010UC/A according to IEC 61672-1.  
Acoustic calibration prior to measurements with class 1 calibrator HD2020ACC according to IEC 60942.
- ⑭ Standard ambient temperature range -20...+40°C.